



INSTALLATION & MAINTENANCE MANUAL

BATS4S / BATS5S / BATS6S

GENERAL INSTRUCTIONS

These instructions should be read carefully and retained after installation by the end user for future reference and maintenance.

**These instructions should be used to aid installation of the following products:
BATS4S / BATS5S / BATS6S**

SAFETY

- This product must be installed in accordance with the latest edition of the IEE Wiring Regulations (BS7671) and current Building Regulations. If in any doubt, consult a qualified electrician
- Please isolate mains prior to installation or maintenance
- Check the total load on the circuit (including when this luminaire is fitted) does not exceed the rating of the circuit cable, fuse or circuit breaker
- Please note the IP (Ingress Protection) rating of this luminaire when deciding the location for installation
- This product is for indoor use only
- This product is Class I and must be earthed
- This product series is IP20 rated

INSTALLATION

Note - Microwave sensors may not be suitable for all installations, for example enclosed spaces, as they are able to detect movement through non-metallic surfaces like plasterboard and thin doors.

- Provide power to the required point of installation (refer to BS7671 for correct cabling methods)
- Squeeze the sides and hinge the diffuser away from the fitting (see Fig. 1)

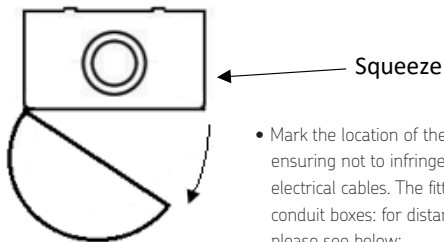


Fig. 1

- Mark the location of the fixing holes and drill the holes ensuring not to infringe with any gas/water pipes or electrical cables. The fitting can also be mounted over conduit boxes: for distance between fixing centres please see below:

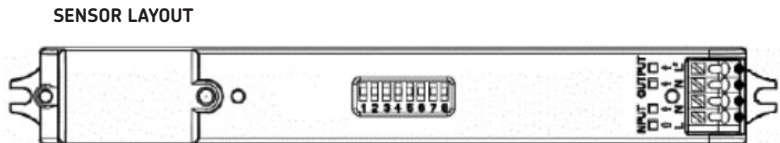
Part Code	Distance (mm)
BATS4S	600
BATS5S	600
BATS6S	600

- Ensuring correct polarity is observed, carefully wire as shown in Fig. 2. Two cables can be inserted into the push-fit terminal block in order to achieve loop-in / loop-out wiring

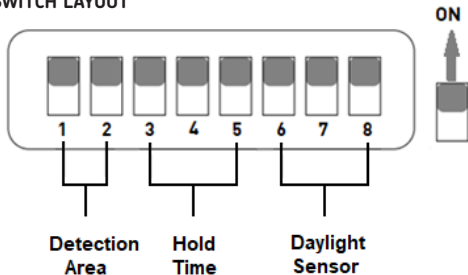


Fig. 2

- Switch on and check for correct operation



DIP SWITCH LAYOUT



DIP SWITCH SETTINGS

Detection Area

On	1	2	
	●	●	100%
	○	●	75%
	●	○	50%
	○	○	25%

Detection area can be adjusted by the combination of the DIP switches

Hold Time

On	3	4	5	
	●	●	●	5s
	○	●	●	30s
	●	○	●	90s
	○	○	●	3min
	●	●	○	20min
	○	○	○	30min

This is the time period the luminaire remains at 100% after no motion is detected

Daylight Sensor

On



	6	7	8	
●	●	●	●	2lux
●	●	○	○	10lux
○	●	○	○	25lux
●	○	○	○	50lux
○	○	○	○	Disable

When set to disable, the daylight sensor will switch the luminaire on when motion is detected regardless of the ambient light level

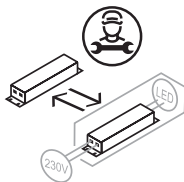
WARNING

This luminaire must be disconnected from the circuit if subjected to any high voltage or insulation resistance testing. Irreparable damage will occur if this instruction is not followed

GENERAL

This product contains a light source of energy efficiency class E to Regulation (EU) No. 2019/2015.

This product contains a non-replaceable LED light source and a control gear which can be replaced by a professional.



Clean with a soft dry cloth only, do not use aggressive cleaning products or solvents which may damage the product.

This product is non-dimmable

This product should be dismantled for disposal when it reaches the end of its life. Please see website for dismantling instructions.

This product should be recycled in the correct manner when it reaches the end of its life. Check local authorities for where facilities exist.

WARRANTY

This product has a warranty of 5 years from date of purchase. Failure to install this product in accordance with the current edition of the IEE Wiring Regulations (BS7671), improper use, or removal of the batch code will invalidate the warranty. If this product should fail within its warranty period, it should be returned to the place of purchase for a free of charge replacement. ML Accessories does not accept responsibility for any installation costs associated with the replacement product. Your statutory rights are not affected. ML Accessories reserve the right to alter product specification without prior notice.

INTERNATIONAL
CONTACT DETAILS



230V
50Hz

IP20



-20~
50°C
TA

ML
ACCESSORIES LTD



**UK
CA** **CE**



52

ML Accessories Limited LU5 4LT
www.mlaccessories.co.uk