



INSTALLATION & MAINTENANCE MANUAL

AT14xx / AT24xx

GENERAL INSTRUCTIONS

These instructions should be read carefully and retained after installation by the end-user for future reference and maintenance.

These instructions should be used to aid the installation of the following products:

AT14xx / AT24xx

SAFETY

- This product must be installed in accordance with the latest edition of the IEE Wiring Regulations (BS7671) and current Building Regulations. If in any doubt, consult a qualified electrician
- Please isolate mains prior to installation or maintenance
- Check the total load on the circuit (including when this luminaire is fitted) does not exceed the rating of the circuit cable, fuse, or circuit breaker
- Please note the IP (Ingress Protection) rating of this product when deciding the location for installation
- This product is for indoor use only
- This product is Class II double insulated
- This product is IP20 rated

INSTALLATION

- Provide powered track to the required point of installation. Check it is compatible for spotlight (Fig. 1)

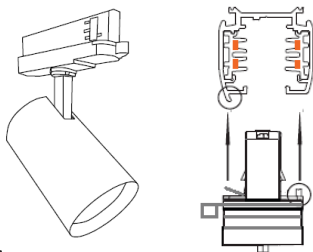


Fig. 1

- Align spotlight with track, making sure correct orientation (A) before inserting into track. Once spotlight fully in, turn securing lever anticlockwise (B) until fully locks and spotlight secure. Note: If lever very stiff or when fully turned spotlight not secure, check orientation or track is compatible. (Fig.2)

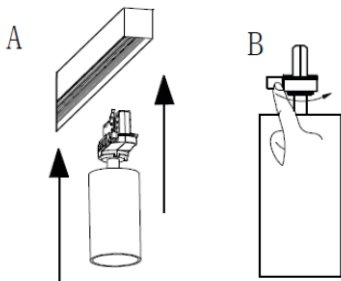


Fig. 2

- Turn circuit adjustment knob (Fig. 3) to correct circuit (1,2 or 3) for powering spotlight.

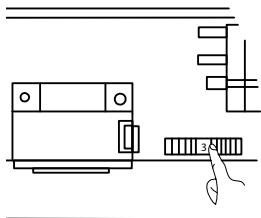


Fig. 3

- Switch on and check for correct operation powering spotlight.

WARNING

This product must be disconnected from the circuit if subjected to any high voltage or insulation resistance testing. Irreparable damage will occur if this instruction is not followed.

GENERAL

This product contains a light source of energy efficiency class B to Regulation (EU) No. 2019/2015.

Clean with a soft dry cloth only, do not use aggressive cleaning products or solvents which may damage the product.

Do not use any source of high-pressure washers to maintain or clean this luminaire. This product is non-dimmable

This product should be recycled in the correct manner when it reaches the end of its life. Check local authorities for where facilities exist.

WARRANTY

This product has a warranty of 5 year from date of purchase. Failure to install this product in accordance with the current edition of the IEE Wiring Regulations (BS7671), improper use, or removal of the batch code will invalidate the warranty. If this product should fail within its warranty period, it should be returned to the place of purchase for a free of charge replacement. ML Accessories does not accept responsibility for any installation costs associated with the replacement product. Your statutory rights are not affected. ML Accessories reserve the right to alter product specification without prior notice.

SUPPLIED BY:
(UK) MANUFACTURER
ML ACCESSORIES LTD, UNIT E CHILTERN PARK,
BOSCOMBE ROAD, DUNSTABLE LU5 4LT,
WWW.MLACCESSORIES.CO.UK

(EU) AUTHORISED REPRESENTATIVE
SLV LIGHTING GROUP,
DAIMLERSTRASSE 21-23,
52531 ÜBACH-PALENBERG, GERMANY
EMAIL: EPREL@GROUP.SLV.COM
MADE IN CHINA

230V
50Hz



IP20



>90
CRI

45°C
TA

ML
ACCESSORIES LTD



**UK
CA**



118