



INSTALLATION & MAINTENANCE MANUAL

JB0011 / JB0012

GENERAL INSTRUCTIONS

These instructions should be read carefully and retained after installation by the end user for future reference and maintenance.

These instructions should be used to aid installation of the following products:

JB0011 / JB0012

SAFETY

- These products must be installed in accordance with the latest edition of the IEE Wiring Regulations (BS7671) and current Building Regulations. If in any doubt, consult a qualified electrician
- Please isolate mains prior to installation or maintenance
- Check the total load on the circuit (including when these products are fitted) does not exceed the rating of the circuit cable, fuse or circuit breaker
- Please note the IP (Ingress Protection) rating of these products when deciding the location for installation
- These products are suitable for a maximum load of 16A
- These products are IP68 rated to a depth of 2 bar

INSTALLATION

- Refer to Fig. 1 for each component of the connectors

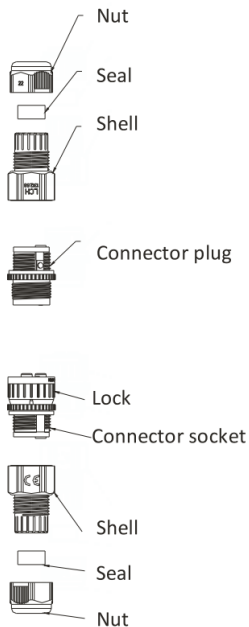


Fig. 1

- These products are suitable for a cable of outer diameter from 5 mm to 12 mm
- Feed the cable through the nut, seal and shell of each part – different size seals permit the use of different diameter cables
- Ensuring correct polarity is observed, carefully wire as shown in Fig. 2. Wire into the connector plug and connect socket, slide the shell over the terminations and tighten to 2.5Nm

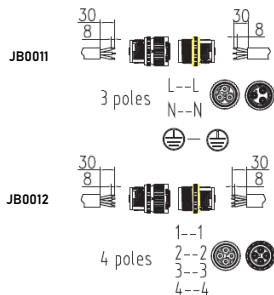


Fig. 2

- Slide the seal into the shell and tighten nut to 2.5Nm (see Fig. 3)

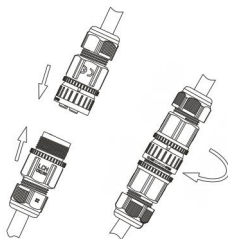


Fig. 3

- Connect the connector socket and connector plug together and tighten to 2.5Nm
- Switch on and check for correct operation

SUPPLIED BY:

(UK) MANUFACTURER

**ML ACCESSORIES LTD, UNIT E CHILTERN PARK,
BOSCOMBE ROAD, DUNSTABLE LU5 4LT,
WWW.MLACCESSORIES.CO.UK**

(EU) AUTHORISED REPRESENTATIVE

**SLV LIGHTING GROUP,
DAIMLERSTRASSE 21-23,
52531 ÜBACH-PALENBERG, GERMANY
EMAIL: EPREL@GROUP.SLV.COM**

MADE IN CHINA

**230V
450V**

IP65

ML
ACCESSORIES LTD



GENERAL

Clean the external surfaces with a damp cloth using a mild solution of detergent and warm water only, do not use aggressive cleaning products or solvents which may damage the product.

Do not use any source of high-pressure washers to maintain or clean these products.

We recommend the use of H07RN-F cable with these products.

WARRANTY

These products have a warranty of 2 years from date of purchase. Failure to install these products in accordance with the current edition of the IEE Wiring Regulations (BS7671), improper use, or removal of the batch code will invalidate the warranty. If these products should fail within its warranty period, it should be returned to the place of purchase for a free of charge replacement. ML Accessories does not accept responsibility for any installation costs associated with the replacement product. Your statutory rights are not affected. ML Accessories reserve the right to alter product specification without prior notice.