

Knightsbridge

These instructions should be read carefully and retained after installation by the end user for future reference and maintenance. These instructions should be used to aid installation of the following product: SFCARDBC

SAFETY

- This product must be installed in accordance with the latest edition of the IEE Wiring Regulations (BS7671) and current Building Regulations. If in any doubt, consult a qualified electrician
- Please isolate mains prior to installation or maintenance
- Please note the IP (Ingress Protection) rating of this product when deciding the location for installation
- Do not overload this accessory or subject it to conditions outside its rating
- This product is Class I and must be earthed
- This product is IP20 rated

- Ensuring correct polarity is observed, carefully wire as shown in Fig. 2

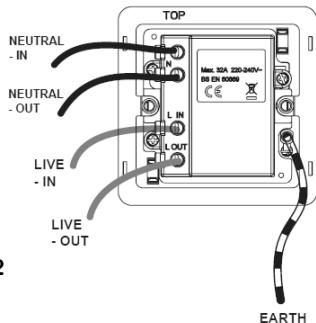


Fig. 2

- Remove the card holder and secure the product to the back box (see Fig. 3)

INSTALLATION

- Provide power to the required point of installation
- Remove the front cover with the aid of a slotted screwdriver (see Fig. 1)

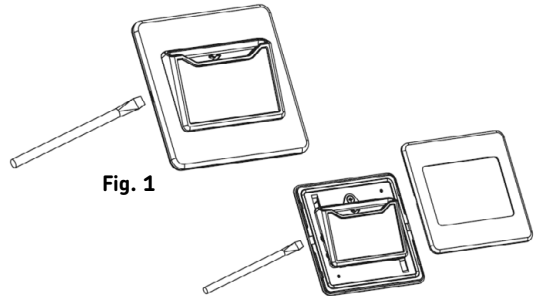


Fig. 1

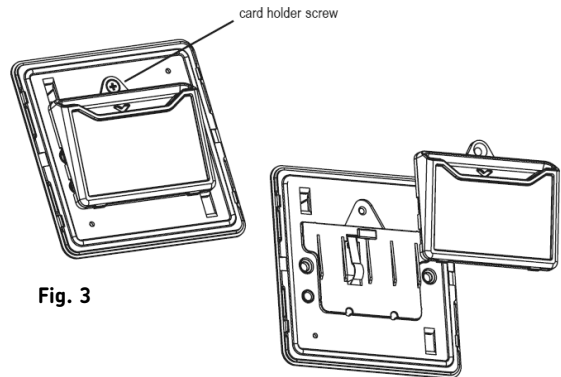


Fig. 3

- Replace the card holder and front cover
- Switch on and check for correct operation

WARNING

This product must be disconnected from the circuit if subjected to any high voltage or insulation resistance testing. Irreparable damage will occur if this instruction is not followed.

GENERAL

This product should be recycled in the correct manner when it reaches the end of its life. Check local authorities for where facilities exist.

Clean with a soft dry cloth only, do not use aggressive cleaning products or solvents which may damage the product.

WARRANTY

This product has a warranty of 3 years from date of purchase. Failure to install this product in accordance with the current edition of the IEE Wiring Regulations (BS7671), improper use, or removal of the batch code will invalidate the warranty. If this product should fail within its warranty period, it should be returned to the place of purchase for a free of charge replacement. ML Accessories does not accept responsibility for any installation costs associated with the replacement product. Your statutory rights are not affected. ML Accessories reserve the right to alter product specification without prior notice.

AVNOV19_V1

ML
ACCESSORIES LTD

ML Accessories Limited
LU5 4LT
www.mlaccessories.co.uk

